

From your online account, you can access:

- Secure Messages from Social Security
- Your Social Security Statement
- Your Benefit Verification Letter
- View your Eligibility & Earnings
- View your Retirement Calculator
- Start or Check the Status of your Retirement Application
- View your tax documents
- View Disability & Survivor Benefits
- Learn about Medicare Part A (hospital insurance) & B (medical insurance)
- Replace your Social Security Card
- Upload Documents



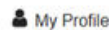


To Access your Social Security Online:

GO TO [HTTPS://WWW.SSA.GOV/MYACCOUNT/](https://www.ssa.gov/myaccount/)

- 1 Click on **Create an Account**
- 2 On the next screen, click on **Create an account with Login.gov**
- 3 Click on **Create an account**
- 4 Enter your **email address & language preference**
- 5 **Click the link in the email** you receive to confirm your email
- 6 Create a **password** (it must be at least 12 characters long)
- 7 **Select how you want your identity verified** when you sign in to your account
- 8 **Verify your identity** using the method you chose
- 9 **CONGRATULATIONS!** Going forward you'll log into your account using **Login.gov**

 my Social Security

 Home  Messages  My Profile

Need Assistance?

You can also call Social Security at 1-800-772-1213 (TTY 1-800-325-0778), Monday through Friday from 8:00 a.m. to 7:00 p.m. local time or visit [your local Social Security office](#). (Call first to make an appointment.)